



6005 NE 121st Ave
 Vancouver WA 98682
 (800) 452-6117
 Quote@OneDayGlass.com

Shower Door Order Form

Select Shower Hardware

One Day Glass will provide hardware

I will provide my own hardware

Hardware Finish: Brushed Nickel Chrome
 Oil Rubbed Bronze

Fixed Panel Attachment: U-Channel Clamps

Handle: 6" Handle 8" Handle

Towel Bar: (optional) 18" Towel Bar 24" Towel Bar

Hinge Part #: _____

Clamp / U-Channel Part #: _____

Door Handle Part #: _____

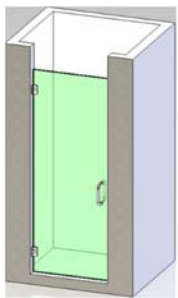
Towel Bar Part #: _____

Include BriteGuard Coating (Reduces Water Spots)

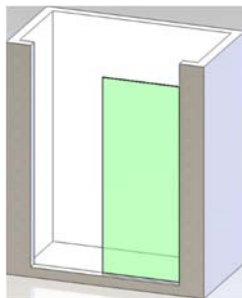
Rough Hole Opening

Select the image that best represents your configuration:

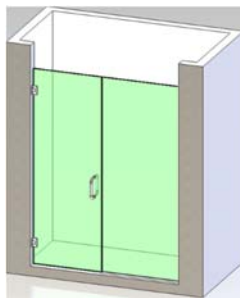
Glass Tint	<small>Thickness</small> 3/8"	Clear	Rain	Satin Etch	Starphire
	1/2"	Clear	Satin Etch	Starphire	



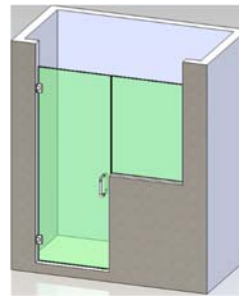
Door



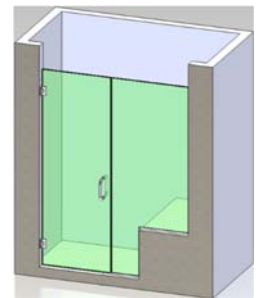
Panel



Door w/ Panel



Door w/ Short Panel



Door w/ Knee Wall

Draw the rough hole opening with dimensions. Please note if walls are plum or which direction and how much they lean.

*Please Note: Three or Four Panel Configurations are not available:

*Please Note: Hinges are centered 8" from the top and the bottom unless otherwise noted.